



ALL STARS
FANTALEAGUE




































since 1995

presidenti

in attivita'



Fondazione: 1995 | Stagioni: 29

							ASF League														Twinned's / SIF																											
Anno	Nome	ASF League	ASF Cup	ASF Supercup	ASF Trophy	Twinned's/SIF	Nr.	Tp	Vt	Me	G	PT	V	N	P	GF	GS	DR	SomPt	MedPt	MaxPt	MinPt	Competizione	G	PT	V	N	P	GF	GS	DR	SomPt	MedPt															
1996	Sony's Power	2	n.d.	n.d.	n.d.	n.d.	4	gp	ts	dr	31	-	-	-	-	-	-	-	2.190,50	70,66	83,5	58																										
1997	Virtual Net		n.d.	n.d.	n.d.	n.d.	4	gp	gz	dr	34	-	-	-	-	-	-	-	2.425,50	71,34	83	61,5																										
1998	Pepsi Boom	2	n.d.	n.d.	n.d.	n.d.	4	gp	gz	dr	34	-	-	-	-	-	-	-	2.522,50	74,19	92	61,5																										
1999	Pk United		n.d.	n.d.	n.d.	n.d.	4	gp	gz	dr	34	-	-	-	-	-	-	-	2.659,00	78,21	95	61																										
2000	Star Trek	2	n.d.	n.d.	n.d.	n.d.	4	gp	gz	dr	33	-	-	-	-	-	-	-	2.506,50	75,95	93	62																										
2001	Blue Eyes		n.d.	n.d.	n.d.	n.d.	6	gp	gz	dr	34	-	-	-	-	-	-	-	2.615,00	76,91	94	61																										
2002	Black Sun	2	semifinali	---	n.d.	n.d.	6	sd	gz	dr	30	52	15	7	8	62	48	+14	2.268,50	75,62	97	62,5																										
2003	Galaxy Express	2	quarti	---	n.d.	n.d.	8	sd	gz	dr	28	46	12	10	6	60	41	+19	2.109,50	75,34	88,5	58																										
2004	Delta Flyer	4	3'turno	---	n.d.	n.d.	8	sd	gz	dr	33	47	13	8	12	51	57	-6	2.370,50	71,83	84	61																										
2005	West Coast	2		finale	n.d.	n.d.	10	sd	gz	dr	36	56	15	11	10	59	51	+8	2.618,00	72,72	90	61,5																										
2006	Atlantis	3	finale	---	n.d.	n.d.	8	sd	gz	dr	28	45	14	3	11	39	41	-2	1.985,50	70,91	80,5	58,5																										
2007	Atlantis		gironi		n.d.	n.d.	8	sd	gz	dr	28	63	20	3	5	55	24	+31	2.048,50	73,16	83,5	62,5																										
2008	Atlantis	4	gironi	---	n.d.	n.d.	8	sd	gz	dr	28	45	12	9	7	41	35	+6	1.988,50	71,02	81	59																										
2009	Atlantis				n.d.	n.d.	8	sd	gz	dr	28	49	13	10	5	50	31	+19	2.026,00	72,36	88	63																										
2010	Atlantis	2	gironi	---	n.d.	n.d.	8	sd	gz	dr	28	48	15	3	10	50	41	+9	2.041,50	72,91	101	63,5																										
2011	Atlantis	3	finale	---	---	n.d.	8	sd	gz	dr	28	43	12	7	9	55	47	+8	2.054,50	73,38	84	58																										
2012	Atlantis	4	gironi	---		n.d.	8	sd	gz	dr	28	45	14	3	11	48	43	+5	2.021,50	72,20	93	60,5																										
2013	 Atlantis	3	quarti	---		n.d.	10	sd	gz	dr	27	47	14	5	8	48	26	+22	1.967,00	72,85	91	62																										
2014	 Atlantis	6	quarti	---	---	n.d.	10	sd	gz	dr	27	36	10	6	11	43	43	0	1.912,00	70,82	82,5	60																										
2015	 Atlantis					TEL: 2'fase	10	sd	gz	dr	27	51	16	3	8	42	32	+10	1.944,50	72,02	81,5	57,5	Twin / Europa	20	29	8	5	7	29	24	+5	1.414,0	70,70															
2016	 Atlantis	8	quarti	---	---	TCL: 1'fase	10	sd	gz	dr	27	28	7	7	13	37	49	-12	1.895,00	70,19	84,5	60,5	Twin / Champions	14	18	5	3	6	18	24	-6	980,5	70,04															
2017	 Atlantis	6	quarti	---	---	TEL: 2'fase	10	sd	gz	dr	27	39	10	9	8	41	37	+4	1.932,00	71,56	83,5	60,5	Twin / Europa	20	30	8	6	6	34	25	+9	1.443,5	72,18															
2018	 Atlantis	6	semifinali	---		TEL: 2'fase	10	sd	gz	as	27	34	9	7	11	53	48	+5	1.995,00	73,89	89	64	Twin / Europa	20	31	8	7	5	32	25	+7	1.419,0	70,95															
2019	 Atlantis	9	semifinali	---	---	TCL: 1'fase	12	sd	gz	as	33	40	10	10	13	47	51	-4	2.327,50	70,53	82,5	62	Twin / Champions	14	16	4	4	6	13	17	-4	961,5	68,68															
2020	 Atlantis	2	semifinali	---	---	---	12	sd	og	as	33	56	16	8	9	53	45	+8	2.373,62	71,93	83,14	62,40	---	-	-	-	-	-	-	-	-	-	-	-	-	-	-	-	-									
2021	 Atlantis					SIF Eur: ottavi	12	sd	og	dr	33	71	23	2	8	77	45	+32	2.478,28	75,10	87,08	58,46	SIF / Europa	10	27	9	0	1	23	9	+14	765,0	76,50															
2022	 Atlantis		gironi			SIF Cop: sedicesimi	12	sd	og	as	33	55	17	4	12	59	45	+14	2.381,48	72,17	89,52	59,71	SIF / Cham-Coppe	8	7	1	4	3	10	13	-3	563,5,0	70,43															
2023	 Atlantis	12 (B)	semifinali	---	---	SIF Cham: gironi	12	sd	og	as	30	28	8	4	18	34	54	-20	2.069,86	69,00	82,42	55,78	SIF / Champions	6	6	2	0	4	4	7	-3	405,5	67,58															
2024	 Apollo XI					---	10	sd	og	as													---	-	-	-	-	-	-	-	-	-	-	-	-	-	-	-										
											847 (647)	1024	295	139	213	1104	934	+170	61.727,74	72,87	101	55,78										112	164	45	39	38	163	144	+19	7.952,5	71,00							


















ALESSANDRO OZELLA



Fondazione: 2007 | Stagioni: 16

ASF League

Twinned's / SIF













Anno	Nome	ASF League	ASF Cup	ASF Supercup	ASF Trophy	Twinned's/SIF	Nr.	Tp	Vt	Me	G	PT	V	N	P	GF	GS	DR	SomPt	MedPt	MaxPt	MinPt	Competizione	G	PT	V	N	P	GF	GS	DR	SomPt	MedPt						
1996																																							
1997																																							
1998																																							
1999																																							
2000																																							
2001																																							
2002																																							
2003																																							
2004																																							
2005																																							
2006																																							
2007																																							
2008	Red Devils	2	gironi	---	n.d.	n.d.	8	sd	gz	dr	28	49	15	4	9	43	35	+8	1.996,00	71,29	85	58																	
2009	Red Devils	3	semifinali	---	n.d.	n.d.	8	sd	gz	dr	28	47	15	2	11	52	49	+3	2.061,50	73,63	87	61																	
2010	Red Devils	3	finale	---	n.d.	n.d.	8	sd	gz	dr	28	47	14	5	9	43	28	+15	1.992,50	71,16	84,5	56,5																	
2011	Red Devils	8 (B)	gironi	---	---	n.d.	8	sd	gz	dr	28	23	6	5	17	27	43	-16	1.915,50	68,41	79,5	58																	
2012	Amnesia	8 (B)	finale	---	---	n.d.	8	sd	gz	dr	28	22	6	4	18	26	54	-28	1.905,50	68,05	79	57,5																	
2013	 Furie Rosse	2	semifinali	---	semifinali	n.d.	10	sd	gz	dr	27	49	13	10	4	41	30	+11	1.928,50	71,43	82	60,5																	
2014	 Furie Rosse	3	quarti	---	semifinali	n.d.	10	sd	gz	dr	27	48	15	3	9	46	29	+17	1.944,00	72,00	91	56																	
2015	 Furie Rosse	9 (B)	gironi	---	---	TEL: 1'fase	10	sd	gz	dr	27	28	6	10	11	27	38	-11	1.830,50	67,80	78	54	Twin / Europa	14	11	2	5	7	13	21	-8	945,0	67,50						
2016	 Lions of England	5	finale	---	---	TEL: 1'fase	10	sd	gz	dr	27	40	11	7	9	39	33	+6	1.901,50	70,43	84	62	Twin / Europa	14	13	3	4	7	13	20	-7	947,5	67,68						
2017	 Lions of England	10 (B)	quarti	---	---	TEL: 1'fase	10	sd	gz	dr	27	21	5	6	16	34	59	-25	1.883,00	69,74	98	56	Twin / Europa	14	18	5	3	6	22	24	-2	992,0	70,86						
2018																																							
2019	 Gazza	11 (B)			semifinali	TEL: 2'fase	12	sd	gz	as	33	36	9	9	15	35	49	-14	2.271,50	68,83	81	58,5	Twin / Europa	20	26	7	5	8	25	31	-6	1.393,5	69,68						
2020	 Gazza	7	quarti	---		SIF Cop: sedicesimi	12	sd	og	as	33	48	13	9	11	54	48	+6	2.374,41	71,95	87,98	57,53	SIF / Coppe	8	8	2	2	4	13	15	-2	577,5	72,19						
2021	 Gazza	12 (B)	gironi	---	---	---	12	sd	og	dr	33	35	11	2	20	36	64	-28	2.253,39	68,28	78,33	42,88	---	-	-	-	-	-	-	-	-	-	-	-	-	-	-	-	
2022	 River	7		finale	---	---	12	sd	og	as	33	47	14	5	14	57	49	+8	2.381,54	72,17	88,05	58,26	---	-	-	-	-	-	-	-	-	-	-	-	-	-	-	-	
2023	 River	3			---	SIF Cop: quarti	12	sd	og	as	30	52	16	4	10	43	40	+3	2.144,06	71,47	83,68	60,83	SIF / Coppe	10	18	5	3	2	14	12	+2	708,0	70,80						
2024	 River					SIF Cop: gironi	10	sd	og	as													SIF / Cham-Coppe	6	8	2	2	2	7	7	0	413,0	68,83						
											437	592	169	85	183	603	649	-46	30.783,40	70,44	98	42,88		86	102	26	24	36	107	130	-23	5.976,5	69,49						



Fondazione: 2004 | Stagioni: 15

ASF League

Twinned's / SIF





















Anno	Nome	ASF League	ASF Cup	ASF Supercup	ASF Trophy	Twinned's/SIF	Nr.	Tp	Vt	Me	G	PT	V	N	P	GF	GS	DR	SomPt	MedPt	MaxPt	MinPt	Competizione	G	PT	V	N	P	GF	GS	DR	SomPt	MedPt						
1996																																							
1997																																							
1998																																							
1999																																							
2000																																							
2001																																							
2002																																							
2003																																							
2004																																							
2005	Team Angle	3	semifinali	---	n.d.	n.d.	10	sd	gz	dr	36	56	15	11	10	52	42	+10	2.551,50	70,88	87	49																	
2006	Pro Vercelli FT	7 (B)	semifinali	---	n.d.	n.d.	8	sd	gz	dr	28	32	9	5	14	36	41	-5	1.945,50	69,48	80,5	54,5																	
2007	Extremists	6	semifinali	---	n.d.	n.d.	8	sd	gz	dr	28	35	10	5	13	33	42	-9	1.925,50	68,77	86	48																	
2008	Extremists	8 (B)	gironi	---	n.d.	n.d.	8	sd	gz	dr	28	15	4	3	21	19	54	-35	1.833,50	65,48	77,5	52																	
2009	Zeroundici	4	gironi	---	n.d.	n.d.	8	sd	gz	dr	28	47	14	5	9	48	36	+12	2.008,00	71,71	85	50																	
2010	Zeroundici	7 (B)	gironi	---	n.d.	n.d.	8	sd	gz	dr	28	26	7	5	16	23	35	-12	1.807,50	64,55	79,5	34																	
2011																																							
2012																																							
2013																																							
2014																																							
2015																																							
2016	 Golden St. Warriors		semifinali	finale	semifinali	TEL: sedicesimi	10	sd	gz	dr	27	51	14	9	4	47	27	+20	1.950,00	72,22	82,5	60,5	Twin / Europa	22	32	7	11	4	32	26	+6	1.566,0	71,18						
2017	 Golden St. Warriors	8	gironi	---	---	TCL: 1'fase	10	sd	gz	dr	27	38	11	5	11	35	38	-3	1.846,00	68,37	81	39	Twin / Champions	14	11	2	5	7	14	26	-12	919,5	65,68						
2018	 Golden St. Warriors	4	quarti	---	semifinali	TEL: sedicesimi	10	sd	gz	as	27	47	15	2	10	52	44	+8	1.979,50	73,32	90,5	56,5	Twin / Europa	22	37	10	7	5	40	29	+11	1.582,0	71,91						
2019	 Golden St. Warriors	3	quarti	---	---	TCL: 1'fase	12	sd	gz	as	33	50	13	11	9	52	46	+6	2.369,50	71,80	88,5	59,5	Twin / Champions	14	17	5	2	7	21	24	-3	998,0	71,29						
2020	 Golden St. Warriors		finale		semifinali	SIF Eur: quarti	12	sd	og	as	33	59	18	5	10	58	40	+18	2.416,42	73,23	93,92	64,33	SIF / Europa	12	21	6	3	3	23	15	+8	885,0	73,75						
2021	 Golden St. Warriors	10	quarti	---	---	SIF Cop: ottavi	12	sd	og	dr	33	35	11	2	20	42	61	-19	2.311,61	70,05	88,67	59,10	SIF / Coppe	10	17	5	2	3	15	13	+2	707,0	70,70						
2022	 Golden St. Warriors	11 (B)	quarti	---	---	---	12	sd	og	as	33	32	8	8	17	46	63	-17	2.333,96	70,73	90,47	58,22	---	-	-	-	-	-	-	-	-	-	-	-	-	-	-	-	
2023	 Warriors	11 (B)	gironi	---	---	---	12	sd	og	as	30	29	8	5	17	23	45	-22	1.979,94	66,00	81,18	52,73	---	-	-	-	-	-	-	-	-	-	-	-	-	-	-	-	
2024	 Cantina Social FC					---	10	sd	og	as																													
											419	552	157	81	181	566	614	-48	29.258,43	69,83	93,92	34		94	135	35	30	29	145	133	+12	6.657,5	70,82						



Fondazione: 2010 | Stagioni: 14

ASF League








Twinned's / SIF

Anno	Nome	ASF League	ASF Cup	ASF Supercup	ASF Trophy	Twinned's/SIF	Nr.	Tp	Vt	Me	G	PT	V	N	P	GF	GS	DR	SomPt	MedPt	MaxPt	MinPt	Competizione					G	PT	V	N	P	GF	GS	DR	SomPt	MedPt	
1996																																						
1997																																						
1998																																						
1999																																						
2000																																						
2001																																						
2002																																						
2003																																						
2004																																						
2005																																						
2006																																						
2007																																						
2008																																						
2009																																						
2010																																						
2011	Vuvuzela United	6	gironi	---	finale	n.d.	8	sd	gz	dr	28	34	9	7	12	31	41	-10	1.929,00	68,89	84	60																
2012	Vuvuzela United	3			semifinali	n.d.	8	sd	gz	dr	28	49	14	7	7	49	35	+14	2.035,50	72,70	82	59,5																
2013	 Vuvuzela United	4			---	n.d.	10	sd	gz	dr	27	44	14	2	11	36	35	+1	1.879,50	69,61	84	57																
2014	 Vuvuzela United		quarti		finale	n.d.	10	sd	gz	dr	27	50	15	5	7	38	24	+14	1.898,00	70,30	88,5	53																
2015	 Vuvuzela United	2	semifinali	---	semifinali	TCL: sedicesimi	10	sd	gz	dr	27	44	12	8	7	36	30	+6	1.892,50	70,09	81,5	59,5	Twinned's / Champions	22	35	10	5	7	29	26	+3	1.545,0	70,23					
2016	 Vuvuzela United	4	quarti	---	semifinali	TCL: 2'fase	10	sd	gz	dr	27	43	13	4	10	42	34	+8	1.924,50	71,28	81	56,5	Twinned's / Champions	20	28	7	7	6	21	24	-3	1.378,0	68,90					
2017	 Atletico Ciclon	2		finale	---	TCL: sedicesimi	10	sd	gz	dr	27	42	12	6	9	47	43	+4	1.956,50	72,46	84,5	62,5	Twinned's / Champions	22	38	10	8	4	41	28	+13	1.607,5	73,07					
2018	 Atletico Ciclon	10 <i>(B)</i>	quarti	---	---	TCL: 1'fase	10	sd	gz	as	27	26	6	8	13	30	45	-15	1.869,50	69,24	83,5	61	Twinned's / Champions	14	16	4	4	6	25	22	+3	990,0	70,71					
2019	 MTK Havana Club	6	semifinali	---	---	TEL: sedicesimi	12	sd	gz	as	33	46	11	13	9	57	48	+9	2.383,00	72,21	89	63	Twinned's / Europa	22	36	11	3	8	32	26	+6	1.558,5	70,84					
2020	 MTK Havana Club	8	gironi	---	---	---	12	sd	og	as	33	40	10	10	13	53	53	0	2.368,25	71,77	88,89	57,02	---	-	-	-	-	-	-	-	-	-	-	-	-	-	-	
2021	 MTK Havana Club	5	gironi	---	---	---	12	sd	og	dr	33	45	12	9	12	52	57	-5	2.364,61	71,65	95,54	52,19	---	-	-	-	-	-	-	-	-	-	-	-	-	-	-	
2022	 MTK Havana Club	3	gironi	---	---	SIF Eur: gironi	12	sd	og	as	33	53	15	8	10	54	42	+12	2.365,52	71,68	89,06	57,92	SIF / Europa	6	4	0	4	2	9	12	-3	430,5	71,75					
2023	 MTK Havana Club	7	quarti	---		SIF Cop: gironi	12	sd	og	as	30	39	11	6	13	42	48	-6	2.109,76	70,33	83,00	56,54	SIF / Coppe	6	6	1	3	2	3	5	-2	385,5	64,25					
2024	 MTK Havana Club					SIF Eur: gironi	10	sd	og	as													SIF / Europa	6	8	2	2	2	6	7	-1	408,5	68,08					
											380	555	154	93	133	567	535	+32	26.976,14	70,99	95,54	52,19		118	171	45	36	37	166	150	+16	8.303,5	70,37					

ETTORE DEL MONACO



Fondazione: 2017 | Stagioni: 7

Anno	Nome	ASF League													Twinned's / SIF																						
		ASF League	ASF Cup	ASF Supercup	ASF Trophy	Twinned's/SIF	Nr.	Tp	Vt	Me	G	PT	V	N	P	GF	GS	DR	SomPt	MedPt	MaxPt	MinPt	Competizione	G	PT	V	N	P	GF	GS	DR	SomPt	MedPt				
1996																																					
1997																																					
1998																																					
1999																																					
2000																																					
2001																																					
2002																																					
2003																																					
2004																																					
2005																																					
2006																																					
2007																																					
2008																																					
2009																																					
2010																																					
2011																																					
2012																																					
2013																																					
2014																																					
2015																																					
2016																																					
2017																																					
2018		Buhos Team	7	semifinali	---	---	TEL: 1°fase	10	sd	gz	as	27	30	9	3	15	39	55	-16	1.905,00	70,56	83,5	58	Twin / Europa	14	14	3	5	6	19	21	-2	969,0	69,21			
2019		Buhos Team	7	gironi	---	---	TCL: 1°fase	12	sd	gz	as	33	44	12	8	13	46	45	+1	2.326,50	70,50	91,5	60,5	Twin / Champions	14	18	5	3	6	18	19	-1	978,0	69,86			
2020		Buhos Team	12 <i>(B)</i>	quarti	---	---	---	12	sd	og	as	33	27	5	12	16	32	50	-18	2.244,47	68,01	84,68	57,66	---	-	-	-	-	-	-	-	-	-	-	-	-	
2021		FC Rainbow Stars	4	finale	finale	semifinali	---	12	sd	og	dr	33	56	18	2	13	68	49	+19	2.464,53	74,68	89,21	64,96	---	-	-	-	-	-	-	-	-	-	-	-	-	
2022		FC Rainbow Stars	10	semifinali	---	---	SIF Eur: ottavi	12	sd	og	as	33	40	11	7	15	44	46	-2	2.331,71	70,66	97,64	60,28	SIF / Europa	10	19	6	1	3	16	11	+5	703,0	70,30			
2023		FC Rainbow Stars	2	gironi	---	semifinali	---	12	sd	og	as	30	55	16	7	7	44	31	+13	2.144,31	71,48	87,98	64,08	---	-	-	-	-	-	-	-	-	-	-	-	-	-
2024		FC Rainbow Stars				SIF Cham:	10	sd	og	as														SIF / Champions	-	-	-	-	-	-	-	-	-	-	-	-	
												189	252	71	39	79	273	276	-3	13.416,52	70,99	97,64	57,66		38	51	14	9	15	53	51	+2	2.650,0	69,74			



ALL STARS
FANTALEAGUE

since 1995













presidenti

#**ritirati**

Fondazione: 2003 | Stagioni: 18

ASF League



Twinned's / SIF

Anno	Nome	ASF League	ASF Cup	ASF Supercup	ASF Trophy	Twinned's/SIF	Nr.	Tp	Vt	Me	G	PT	V	N	P	GF	GS	DR	SomPt	MedPt	MaxPt	MinPt	Competizione	G	PT	V	N	P	GF	GS	DR	SomPt	MedPt																	
1996																																																		
1997																																																		
1998																																																		
1999																																																		
2000																																																		
2001																																																		
2002																																																		
2003																																																		
2004	The New Team	3	2'turno	---	n.d.	n.d.	8	sd	gz	dr	33	49	14	7	12	52	50	+2	2.382,50	72,20	95	61,5																												
2005	Real Goleada	10	gironi	---	n.d.	n.d.	10	sd	gz	dr	36	36	8	12	16	38	48	-10	2.476,00	68,78	79	56																												
2006	Phoenix Team	6	gironi	---	n.d.	n.d.	8	sd	gz	dr	28	35	11	2	15	42	47	-5	1.979,00	70,68	89	59,5																												
2007	Phoenix Team	5	finale	---	n.d.	n.d.	8	sd	gz	dr	28	36	9	9	10	40	38	+2	1.966,00	70,21	82,5	59																												
2008	Phoenix Team	7 (B)	finale	finale	n.d.	n.d.	8	sd	gz	dr	28	28	7	7	14	35	48	-13	1.951,50	69,70	82,5	60,5																												
2009	Los Fortineros FC	7 (B)	semifinali	---	n.d.	n.d.	8	sd	gz	dr	28	30	9	3	16	39	53	-14	1.977,00	70,61	82	57,5																												
2010	Questa FC	5		finale	n.d.	n.d.	8	sd	gz	dr	28	41	12	5	11	32	32	0	1.946,50	69,52	79	62																												
2011	Questa FC		semifinali	finale	semifinali	n.d.	8	sd	gz	dr	28	54	15	9	4	48	34	+14	2.011,00	71,82	86	57,5																												
2012	Questa FC	2	gironi	---	semifinali	n.d.	8	sd	gz	dr	28	49	15	4	9	53	39	+14	2.061,50	73,63	88	58																												
2013	Questa FC	5	finale	---	finale	n.d.	10	sd	gz	dr	27	42	11	9	7	43	35	+8	1.914,00	70,89	85	52																												
2014	 Questa FC	9 (B)	semifinali	---	---	n.d.	10	sd	gz	dr	27	26	7	5	15	29	39	-10	1.846,00	68,37	80	53																												
2015	 Tiki Taka	6	quarti	---	---	TEL: 1'fase	10	sd	gz	dr	27	37	9	10	8	27	27	0	1.846,00	68,37	79,5	59,5	Twin / Europa	14	13	3	4	7	13	21	-8	954,0	68,14																	
2016	 Tiki Taka	7	quarti	---	---	TEL: 1'fase	10	sd	gz	dr	27	29	7	8	12	33	44	-11	1.858,00	68,82	83	57	Twin / Europa	14	16	4	4	6	19	20	-1	987,0	70,50																	
2017	 Tiki Taka		gironi		semifinali	TEL: ottavi	10	sd	gz	dr	27	50	16	2	9	47	29	+18	1.956,50	72,46	86,5	58,5	Twin / Europa	24	42	13	3	8	41	39	+2	1.727,5	71,98																	
2018	 Tiki Taka	8	gironi	---	---	TCL: 1'fase	10	sd	gz	as	27	28	7	7	13	26	46	-20	1.824,00	67,56	76,5	55	Twin / Champions	14	16	4	4	6	13	20	-7	953,5	68,11																	
2019	 Tiki Taka	5	quarti	---	---	TCL: 1'fase	12	sd	gz	as	33	47	12	11	10	45	43	+2	2.317,50	70,23	89,5	53	Twin / Champions	14	17	4	5	5	15	21	-6	950,0	67,86																	
2020	 Tiki Taka	3	semifinali	---	---	SIF Eur: gironi	12	sd	og	as	33	54	16	6	11	43	45	-2	2.309,81	69,99	82,06	57,35	SIF / Europa	6	3	1	0	5	9	14	-5	429,0	71,50																	
2021	 Tiki Taka	8	gironi	---	---	SIF Eur: gironi	12	sd	og	dr	33	38	10	8	14	38	46	-8	2.217,56	69,30	87,73	57,18	SIF / Europa	6	5	1	2	3	7	10	-3	426,5	71,08																	
2022																																																		
											526	709	195	124	206	710	743	-33	36.840,37	70,04	95	52																			92	112	30	22	40	117	145	-28	6.427,5	69,86

Fondazione: 1995 | Stagioni: 10

ASF League













Twinned's / SIF








Anno	Nome	ASF League	ASF Cup	ASF Supercup	ASF Trophy	Twinned's/SIF	Nr.	Tp	Vt	Me	G	PT	V	N	P	GF	GS	DR	SomPt	MedPt	MaxPt	MinPt	Competizione	G	PT	V	N	P	GF	GS	DR	SomPt	MedPt				
1996	Igor		n.d.	n.d.	n.d.	n.d.	4	gp	ts	dr	31	-	-	-	-	-	-	-	2.267,50	73,15	83,5	62,5															
1997	Marlboro	3	n.d.	n.d.	n.d.	n.d.	4	gp	gz	dr	34	-	-	-	-	-	-	-	2.397,50	70,51	83	60															
1998	Winner Taco		n.d.	n.d.	n.d.	n.d.	4	gp	gz	dr	34	-	-	-	-	-	-	-	2.562,50	75,37	91,5	62															
1999	Simpson Family	2	n.d.	n.d.	n.d.	n.d.	4	gp	gz	dr	34	-	-	-	-	-	-	-	2.568,00	75,53	94,5	59,5															
2000	Beavis and Butt-Head		n.d.	n.d.	n.d.	n.d.	4	gp	gz	dr	33	-	-	-	-	-	-	-	2.524,50	76,50	97	66															
2001	South Park	3	n.d.	n.d.	n.d.	n.d.	6	gp	gz	dr	34	-	-	-	-	-	-	-	2.462,50	72,43	84	58,5															
2002	Drops of Jupiter	4		finale	n.d.	n.d.	6	sd	gz	dr	30	46	13	7	10	49	39	+10	2.194,00	73,13	100	60,5															
2003	Homer J	3	finale	finale	n.d.	n.d.	8	sd	gz	dr	28	44	12	8	8	48	37	+11	2.040,00	72,86	88	59,5															
2004	Homer & Bender	6		finale	n.d.	n.d.	8	sd	gz	dr	24	27	7	6	11	42	47	-5	1.751,50	72,98	82,5	66															
2005	Igor	5	semifinali	---	n.d.	n.d.	10	sd	gz	dr	36	54	15	9	12	52	43	+9	2.544,00	70,67	82,5	54															
2006																																					
2007																																					
2008																																					
2009																																					
2010																																					
2011																																					
2012																																					
2013																																					
2014																																					
2015																																					
2016																																					
2017																																					
2018																																					
2019																																					
2020																																					
2021																																					
2022																																					

Fondazione: 2010 | Stagioni: 9

ASF League

Twinned's / SIF

Anno	Nome	ASF League	ASF Cup	ASF Supercup	ASF Trophy	Twinned's/SIF	Nr.	Tp	Vt	Me	G	PT	V	N	P	GF	GS	DR	SomPt	MedPt	MaxPt	MinPt	Competizione	G	PT	V	N	P	GF	GS	DR	SomPt	MedPt				
1996																																					
1997																																					
1998																																					
1999																																					
2000																																					
2001																																					
2002																																					
2003																																					
2004																																					
2005																																					
2006																																					
2007																																					
2008																																					
2009																																					
2010																																					
2011	The Etrurians	4			---	n.d.	8	sd	gz	dr	28	43	12	7	9	51	42	+9	2.029,50	72,48	91,5	63															
2012	The Etrurians	6	gironi	---	---	n.d.	8	sd	gz	dr	28	32	8	8	12	39	39	0	1.977,00	70,61	81,5	61															
2013	 The Etrurians	6	quarti	---	---	n.d.	10	sd	gz	dr	27	34	9	7	11	29	32	-3	1.853,00	68,63	84	54															
2014	 The Etrurians	5	quarti	---	semifinali	n.d.	10	sd	gz	dr	27	37	10	7	10	32	35	-3	1.874,50	69,43	82	59															
2015	 The Etrurians	10 (B)	quarti	---	---	TEL: 1ª fase	10	sd	gz	dr	27	24	6	6	15	16	30	-14	1.745,00	64,63	76,5	54,5	Twin / Europa	14	16	3	7	4	12	12	0	953,5	70,70				
2016	 I Lupi di Gubbio	2				TEL: finale	10	sd	gz	dr	27	50	14	8	5	55	35	+20	2.010,00	74,44	86,5	61,5	Twin / Europa	29	49	13	10	6	57	41	+16	2.128,5	70,04				
2017	 I Lupi di Gubbio	7	semifinali	---	---	TCL: sedicesimi	10	sd	gz	dr	27	38	11	5	11	39	47	-8	1.926,00	71,33	86,5	58,5	Twin / Champions	22	31	9	4	9	36	36	0	1.584,0	72,00				
2018																																					
2019																																					
2020																																					
2021																																					
2022	 Albatraz	6	gironi	---	---	---	12	sd	og	as	33	48	14	6	13	43	43	0	2.302,17	69,76	84,91	57,37	---	-	-	-	-	-	-	-	-	-	-	-	-	-	
2023	 Albatraz	9	semifinali	---	---	SIF Eur: gironi	12	sd	og	as	30	36	11	3	16	36	48	-12	2.073,92	69,13	82,43	56,50	SIF / Europa	6	5	1	2	3	5	12	-7	404,5	67,42				
											254	342	95	57	102	340	351	-11	17.791,09	70,04	91,5	54		71	101	26	23	22	110	101	+9	5.070,5	71,42				



Anno	Nome	ASF League	ASF Cup	ASF Supercup	ASF Trophy	Twinned's/SIF	Nr.	Tp	Vt	Me	G	PT	V	N	P	GF	GS	DR	SomPt	MedPt	MaxPt	MinPt	Competizione	G	PT	V	N	P	GF	GS	DR	SomPt	MedPt					
1996																																						
1997																																						
1998																																						
1999																																						
2000																																						
2001																																						
2002																																						
2003	Esperia Team	4	semifinali	---	n.d.	n.d.	8	sd	gz	dr	28	41	11	8	9	53	49	+4	2.063,50	73,70	89	58,5																
2004	Esperia M87		5'turno		n.d.	n.d.	8	sd	gz	dr	33	47	13	8	12	50	50	0	2.350,50	71,23	79	61,5																
2005	Esperia MV		finale		n.d.	n.d.	10	sd	gz	dr	36	64	19	7	10	57	48	+9	2.574,00	71,50	83	56,5																
2006	Esperia	2	semifinali	---	n.d.	n.d.	8	sd	gz	dr	28	46	13	7	8	42	38	+4	1.980,50	70,73	86,5	58																
2007	Esperia	8 <i>(B)</i>	gironi	---	n.d.	n.d.	8	sd	gz	dr	28	24	6	6	16	20	40	-20	1.785,00	63,75	84,5	36,5																
2008																																						
2009																																						
2010																																						
2011																																						
2012																																						
2013	Esperia '12	9 <i>(B)</i>	gironi	---	---	n.d.	10	sd	gz	dr	27	21	6	3	18	17	44	-27	1.720,50	63,72	84	51																
2014	 Air Epse	10 <i>(B)</i>	gironi	---	---	n.d.	10	sd	gz	dr	27	23	6	5	16	19	47	-28	1.756,50	65,06	77	53																
2015	 Esperia EA	8	gironi	---	---	TEL: sedicesimi	10	sd	gz	dr	27	33	9	6	12	27	33	-6	1.815,50	67,24	88	54,5	Twin / Europa	22	31	7	10	5	26	20	+6	1.526,5	69,39					
2016	 Esperia EA	10 <i>(B)</i>	gironi	---	---	TEL: 1'fase	10	sd	gz	dr	27	22	5	7	15	22	49	-27	1.738,00	64,37	81,5	47	Twin / Europa	14	18	5	3	6	12	15	-3	933,5	66,68					
2017																																						
2018																																						
2019																																						
2020																																						
2021																																						
2022																																						

261	321	88	57	116	357	448	-91	17.784,00	68,14	89	36,5	36	48	12	13	11	38	35	+3	2.460,0	68,33
-----	-----	----	----	-----	-----	-----	-----	-----------	-------	----	------	----	----	----	----	----	----	----	----	---------	-------

Fondazione: 1996 | Stagioni: 8

ASF League

Twinned's / SIF

Anno	Nome	ASF League	ASF Cup	ASF Supercup	ASF Trophy	Twinned's/SIF	Nr.	Tp	Vt	Me	G	PT	V	N	P	GF	GS	DR	SomPt	MedPt	MaxPt	MinPt	Competizione	G	PT	V	N	P	GF	GS	DR	SomPt	MedPt				
1996																																					
1997	Trash Ultra	4	n.d.	n.d.	n.d.	n.d.	4	gp	gz	dr	34	-	-	-	-	-	-	-	2.342,50	68,90	91	58															
1998	Paluiso Superboys	4	n.d.	n.d.	n.d.	n.d.	4	gp	gz	dr	34	-	-	-	-	-	-	-	2.389,00	70,26	87,5	61															
1999	Schwochinson and Paluis	4	n.d.	n.d.	n.d.	n.d.	4	gp	gz	dr	34	-	-	-	-	-	-	-	2.447,50	71,99	91,5	58															
2000	Dual Shock Ps	3	n.d.	n.d.	n.d.	n.d.	4	gp	gz	dr	33	-	-	-	-	-	-	-	2.463,50	74,65	89,5	59,5															
2001	Super Pasquyan	6	n.d.	n.d.	n.d.	n.d.	6	gp	gz	dr	34	-	-	-	-	-	-	-	2.336,00	68,71	78,5	59															
2002	Infinito 110		semifinali		n.d.	n.d.	6	sd	gz	dr	30	55	16	7	7	70	42	+28	2.310,50	77,02	96	62,5															
2003	Infinito 551	8	quarti	---	n.d.	n.d.	8	sd	gz	dr	28	25	6	7	15	31	50	-19	1.879,50	67,13	85	49															
2004																																					
2005																																					
2006																																					
2007	Xs Fareb 21	7 (B)	gironi	---	n.d.	n.d.	8	sd	gz	dr	28	30	7	9	12	32	45	-13	1.902,00	67,93	77,5	50															
2008																																					
2009																																					
2010																																					
2011																																					
2012																																					
2013																																					
2014																																					
2015																																					
2016																																					
2017																																					
2018																																					
2019																																					
2020																																					
2021																																					
2022																																					



Fondazione: 1995 | Stagioni: 6

ASF League

Twinned's / SIF

Anno	Nome	ASF League	ASF Cup	ASF Supercup	ASF Trophy	Twinned's/SIF	Nr.	Tp	Vt	Me	G	PT	V	N	P	GF	GS	DR	SomPt	MedPt	MaxPt	MinPt	Competizione	G	PT	V	N	P	GF	GS	DR	SomPt	MedPt						
1996	All-Stars	3	n.d.	n.d.	n.d.	n.d.	4	gp	ts	dr	31	-	-	-	-	-	-	-	2.180,50	70,34	84	60																	
1997	Just Do It	2	n.d.	n.d.	n.d.	n.d.	4	gp	gz	dr	34	-	-	-	-	-	-	-	2.425,00	71,32	84	59																	
1998	Out of World	3	n.d.	n.d.	n.d.	n.d.	4	gp	gz	dr	34	-	-	-	-	-	-	-	2.396,00	70,47	84	61																	
1999	People on the Move	3	n.d.	n.d.	n.d.	n.d.	4	gp	gz	dr	34	-	-	-	-	-	-	-	2.523,50	74,22	107	56																	
2000	Shadow	4	n.d.	n.d.	n.d.	n.d.	4	gp	gz	dr	33	-	-	-	-	-	-	-	2.380,00	72,12	84	57																	
2001	Turbolenza	5	n.d.	n.d.	n.d.	n.d.	6	gp	gz	dr	34	-	-	-	-	-	-	-	2.411,00	70,91	93	58																	
2002																																							
2003																																							
2004																																							
2005																																							
2006																																							
2007																																							
2008																																							
2009																																							
2010																																							
2011																																							
2012																																							
2013																																							
2014																																							
2015																																							
2016																																							
2017																																							
2018																																							
2019																																							
2020																																							
2021																																							
2022																																							

Fondazione: 2018 | Stagioni: 5

ASF League

Twinned's / SIF

Anno	Nome	ASF League	ASF Cup	ASF Supercup	ASF Trophy	Twinned's/SIF	Nr.	Tp	Vt	Me	G	PT	V	N	P	GF	GS	DR	SomPt	MedPt	MaxPt	MinPt	Competizione	G	PT	V	N	P	GF	GS	DR	SomPt	MedPt							
1996																																								
1997																																								
1998																																								
1999																																								
2000																																								
2001																																								
2002																																								
2003																																								
2004																																								
2005																																								
2006																																								
2007																																								
2008																																								
2009																																								
2010																																								
2011																																								
2012																																								
2013																																								
2014																																								
2015																																								
2016																																								
2017																																								
2018																																								
2019		Balbys FC	8	gironi	---	---	TEL: 1ª fase	12	sd	gz	as	33	44	13	5	15	42	54	-12	2.306,00	69,88	91	55	Twin / Europa	14	14	4	2	8	18	26	-8	978,5	69,89						
2020		Balbys FC	5		finale	---	---	12	sd	og	as	33	51	14	9	10	49	42	+7	2.350,51	71,23	79,26	57,38	---	-	-	-	-	-	-	-	-	-	-	-	-	-			
2021		Balbys FC	2	quarti	---	finale	SIF Cop:	12	sd	og	dr	33	67	21	4	8	76	40	+36	2.507,09	75,97	92,37	59,47	SIF / Coppe	13	24	6	6	1	30	21	+9	984,0	75,69						
2022		Balbys FC	9	quarti	---	semifinali	SIF Cop: sedicesimi	12	sd	og	as	33	46	13	7	13	48	53	-5	2.332,54	70,68	81,98	58,11	SIF / Cham-Coppe	8	9	2	3	3	12	18	-6	578,0	72,25						
2023		Balbys FC	10	gironi	---	---	---	12	sd	og	as	30	34	10	4	16	27	37	-10	2.020,29	67,34	81,47	52,47	---	-	-	-	-	-	-	-	-	-	-	-	-	-			
												162	242	71	29	62	242	226	+16	11.516,43	71,09	92,37	52,47		35	47	12	11	12	60	65	-5	2.540,5	72,59						



Fondazione: 2001 | Stagioni: 5

ASF League

Twinned's / SIF

Anno	Nome	ASF League	ASF Cup	ASF Supercup	ASF Trophy	Twinned's/SIF	Nr.	Tp	Vt	Me	G	PT	V	N	P	GF	GS	DR	SomPt	MedPt	MaxPt	MinPt	Competizione	G	PT	V	N	P	GF	GS	DR	SomPt	MedPt								
1996																																									
1997																																									
1998																																									
1999																																									
2000																																									
2001																																									
2002	Noise Maker	6	gironi	---	n.d.	n.d.	6	sd	gz	dr	30	21	4	9	17	23	58	-35	2.035,50	67,85	80,5	58																			
2003	Easy	6	quarti	---	n.d.	n.d.	8	sd	gz	dr	28	28	6	10	12	42	60	-18	1.999,00	71,39	81	51																			
2004	10AB-Karpo	8	2'turno	---	n.d.	n.d.	8	sd	gz	dr	14	11	3	2	9	14	28	-14	957,50	68,39	80,5	54																			
2005	Sporting Club	7	gironi	---	n.d.	n.d.	10	sd	gz	dr	36	42	12	6	18	45	61	-16	2.493,00	69,25	87	50,5																			
2006	Sporting FC	8 (B)	gironi	---	n.d.	n.d.	8	sd	gz	dr	28	31	9	4	15	29	37	-8	1.902,50	67,95	78,5	53,5																			
2007																																									
2008																																									
2009																																									
2010																																									
2011																																									
2012																																									
2013																																									
2014																																									
2015																																									
2016																																									
2017																																									
2018																																									
2019																																									
2020																																									
2021																																									
2022																																									

