


















Fondazione: 2010 | Stagioni: 11

ASF League

Twinned's / SIF










Anno	Nome	ASF League	ASF Cup	ASF Supercup	ASF Trophy	Twinned's/SIF	Nr.	Tp	Vt	Me	G	PT	V	N	P	GF	GS	DR	SomPt	MedPt	MaxPt	MinPt	Competizione	G	PT	V	N	P	GF	GS	DR	SomPt	MedPt								
1996																																									
1997																																									
1998																																									
1999																																									
2000																																									
2001																																									
2002																																									
2003																																									
2004																																									
2005																																									
2006																																									
2007																																									
2008																																									
2009																																									
2010																																									
2011	 Vuvuzela United	6	gironi	---	finale	n.d.	8	sd	gz	dr	28	34	9	7	12	31	41	-10	1.929,00	68,89	84	60																			
2012	 Vuvuzela United	3			semifinali	n.d.	8	sd	gz	dr	28	49	14	7	7	49	35	+14	2.035,50	72,70	82	59,5																			
2013	 Vuvuzela United	4			---	n.d.	10	sd	gz	dr	27	44	14	2	11	36	35	+1	1.879,50	69,61	84	57																			
2014	 Vuvuzela United		quarti		finale	n.d.	10	sd	gz	dr	27	50	15	5	7	38	24	+14	1.898,00	70,30	88,5	53																			
2015	 Vuvuzela United	2	semifinali	---	semifinali	TCL: 16.mi	10	sd	gz	dr	27	44	12	8	7	36	30	+6	1.892,50	70,09	81,5	59,5	Twin / Champions	22	35	10	5	7	29	26	+3	1.545,0	70,23								
2016	 Vuvuzela United	4	quarti	---	semifinali	TCL: 2'fase	10	sd	gz	dr	27	43	13	4	10	42	34	+8	1.924,50	71,28	81	56,5	Twin / Champions	20	28	7	7	6	21	24	-3	1.378,0	68,90								
2017	 Atletico Ciclon	2		finale	---	TCL: 16.mi	10	sd	gz	dr	27	42	12	6	9	47	43	+4	1.956,50	72,46	84,5	62,5	Twin / Champions	22	38	10	8	4	41	28	+13	1.607,5	73,07								
2018	 Atletico Ciclon	10 <i>(B)</i>	quarti	---	---	TCL: 1'fase	10	sd	gz	as	27	26	6	8	13	30	45	-15	1.869,50	69,24	83,5	61	Twin / Champions	14	16	4	4	6	25	22	+3	990,0	70,71								
2019	 MTK Havana Club	6	semifinali	---	---	TEL: 16.mi	12	sd	gz	as	33	46	11	13	9	57	48	+9	2.383,00	72,21	89	63	Twin / Europa	22	36	11	3	8	32	26	+6	1.558,5	70,84								
2020	 MTK Havana Club	8	gironi	---	---	---	12	sd	og	as	33	40	10	10	13	53	53	0	2.368,25	71,77	88,89	57,02	---	-	-	-	-	-	-	-	-	-	-	-	-	-	-	-	-	-	
2021	MTK Havana Club	5	gironi	---	---	---	12	sd	og	dr	33	45	12	9	12	52	57	-5	2.364,61	71,65	95,54	52,19	---	-	-	-	-	-	-	-	-	-	-	-	-	-	-	-	-	-	-
											317	463	128	79	110	471	445	+26	22.500,86	70,98	95,54	52,19		100	153	42	27	31	148	126	+22	7.079,0	70,79								



Fondazione: 2013 | Stagioni: 8

ASF League

Twinned's / SIF

Anno	Nome	ASF League	ASF Cup	ASF Supercup	ASF Trophy	Twinned's/SIF	Nr.	Tp	Vt	Me	G	PT	V	N	P	GF	GS	DR	SomPt	MedPt	MaxPt	MinPt	Competizione	G	PT	V	N	P	GF	GS	DR	SomPt	MedPt								
1996																																									
1997																																									
1998																																									
1999																																									
2000																																									
2001																																									
2002																																									
2003																																									
2004																																									
2005																																									
2006																																									
2007																																									
2008																																									
2009																																									
2010																																									
2011																																									
2012																																									
2013																																									
2014		Atletico Melito	4	gironi	---	---	n.d.	10	sd	gz	dr	27	40	11	7	9	38	35	+3	1.888,50	69,94	79,5	47,5																		
2015		Atletico Melito	3	semifinali	---	---	TEL: ottavi	10	sd	gz	dr	27	38	9	11	7	42	34	+8	1.921,00	71,15	86	53,5	Twin / Europa	24	35	10	5	9	46	40	+6	1.747,0	72,79							
2016		Atletico Melito	3	quarti	---	---	TCL: semifinali	10	sd	gz	dr	27	43	11	10	6	47	36	+11	1.956,00	72,44	79,5	63,5	Twin / Champions	28	43	12	7	9	47	39	+8	2.044,5	73,02							
2017		Atletico Melito	4	finale	---	finale	TCL: semifinali	10	sd	gz	dr	27	39	12	3	12	56	42	+14	2.020,00	74,82	88,5	62	Twin / Champions	28	53	16	5	7	67	49	+18	2.108,5	75,30							
2018		Atletico Melito	2	quarti	---	---	TCL: 1ªfase	10	sd	gz	as	27	49	15	4	8	47	35	+12	1.949,50	72,20	89	60	Twin / Champions	14	11	2	5	7	22	27	-5	1.004,5	71,75							
2019		Atletico Melito		gironi	finale	finale	TCL: finale	12	sd	gz	as	33	57	17	6	10	72	47	+25	2.463,00	74,64	92,5	59	Twin / Champions	29	50	14	8	7	60	47	+13	2.129,0	73,41							
2020		Atletico Melito	4	gironi	---	semifinali	SIF Cop: quarti	12	sd	og	as	33	53	15	8	10	59	52	+7	2.408,04	72,97	88,90	57,94	SIF / Cham-Coppe	12	16	4	4	4	19	20	-1	843,0	70,25							
2021		Atletico Melito	6	quarti	---	---	SIF Eur: preliminari	12	sd	og	dr	33	40	10	10	13	52	57	-5	2.378,54	72,08	92,23	61,38	SIF / Europa	2	1	0	1	1	3	5	-2	148,0	74,00							
												234	359	100	59	75	413	338	+75	16.984,58	72,58	92,5	47,5						137	209	58	35	44	264	227	+37	10.024,5	73,17			

ETTORE DEL MONACO



Fondazione: 2017 | Stagioni: 4

ASF League

Twinned's / SIF





Anno	Nome	ASF League	ASF Cup	ASF Supercup	ASF Trophy	Twinned's/SIF	Nr.	Tp	Vt	Me	G	PT	V	N	P	GF	GS	DR	SomPt	MedPt	MaxPt	MinPt	Competizione	G	PT	V	N	P	GF	GS	DR	SomPt	MedPt							
1996																																								
1997																																								
1998																																								
1999																																								
2000																																								
2001																																								
2002																																								
2003																																								
2004																																								
2005																																								
2006																																								
2007																																								
2008																																								
2009																																								
2010																																								
2011																																								
2012																																								
2013																																								
2014																																								
2015																																								
2016																																								
2017																																								
2018		Buhos Team	7	semifinali	---	---	TEL: 1	fase	10	sd	gz	as	27	30	9	3	15	39	55	-16	1.905,00	70,56	83,5	58	Twin / Europa	14	14	3	5	6	19	21	-2	969,0	69,21					
2019		Buhos Team	7	gironi	---	---	TCL: 1	fase	12	sd	gz	as	33	44	12	8	13	46	45	+1	2.326,50	70,50	91,5	60,5	Twin / Champions	14	18	5	3	6	18	19	-1	978,0	69,86					
2020		Buhos Team	12 <i>(B)</i>	quarti	---	---	---		12	sd	og	as	33	27	5	12	16	32	50	-18	2.244,47	68,01	84,68	57,66	---	-	-	-	-	-	-	-	-	-	-	-	-			
2021		FC Rainbow Stars	4	finale	finale	semifinali	---		12	sd	og	dr	33	56	18	2	13	68	49	+19	2.464,53	74,68	89,21	64,96	---	-	-	-	-	-	-	-	-	-	-	-	-			
													126	157	44	25	57	185	199	-14	8.940,50	70,96	91,5	57,66		28	32	8	8	12	37	40	-3	1.947,0	69,54					



Fondazione: 2017 | Stagioni: 4

ASF League

Twinned's / SIF






























Anno	Nome	ASF League	ASF Cup	ASF Supercup	ASF Trophy	Twinned's/SIF	Nr.	Tp	Vt	Me	G	PT	V	N	P	GF	GS	DR	SomPt	MedPt	MaxPt	MinPt	Competizione	G	PT	V	N	P	GF	GS	DR	SomPt	MedPt						
1996																																							
1997																																							
1998																																							
1999																																							
2000																																							
2001																																							
2002																																							
2003																																							
2004																																							
2005																																							
2006																																							
2007																																							
2008																																							
2009																																							
2010																																							
2011																																							
2012																																							
2013																																							
2014																																							
2015																																							
2016																																							
2017																																							
2018	 Los Pollos Geppus	9 <i>(B)</i>	gironi	---	---	TEL: 1'fase	10	sd	gz	as	27	28	8	4	15	31	41	-10	1.853,00	68,63	90,5	57	Twin / Europa	14	3	0	3	11	9	25	-16	932,5	66,61						
2019	 Real Cadrega	10	quarti	---	---	TCL: 2'fase	12	sd	gz	as	33	40	11	7	15	34	42	-8	2.267,50	68,71	82	58	Twin / Champions	20	22	6	4	10	20	30	-10	1.360,0	68,00						
2020	 Real Cadrega	10	quarti	---	---	---	12	sd	og	as	33	36	11	3	19	42	65	-23	2.307,83	69,93	84,74	55,89	---	-	-	-	-	-	-	-	-	-	-	-	-	-	-		
2021	 Real Cadrega	7	semifinali	---	---	---	12	sd	og	dr	33	40	12	4	17	47	57	-10	2.340,32	70,92	83,48	61,87	---	-	-	-	-	-	-	-	-	-	-	-	-	-	-		
											126	144	42	18	66	154	205	-51	8.768,65	69,59	90,5	55,89												2.292,5	67,43				



Fondazione: 1995 | Stagioni: 26

ASF League










Twinned's / SIF

Anno	Nome	ASF League	ASF Cup	ASF Supercup	ASF Trophy	Twinned's/SIF	Nr.	Tp	Vt	Me	G	PT	V	N	P	GF	GS	DR	SomPt	MedPt	MaxPt	MinPt	Competizione	G	PT	V	N	P	GF	GS	DR	SomPt	MedPt													
1996	Sony's Power	2	n.d.	n.d.	n.d.	n.d.	4	gp	ts	dr	31	-	-	-	-	-	-	-	2.190,50	70,66	83,5	58																								
1997	Virtual Net		n.d.	n.d.	n.d.	n.d.	4	gp	gz	dr	34	-	-	-	-	-	-	-	2.425,50	71,34	83	61,5																								
1998	Pepsi Boom	2	n.d.	n.d.	n.d.	n.d.	4	gp	gz	dr	34	-	-	-	-	-	-	-	2.522,50	74,19	92	61,5																								
1999	Pk United		n.d.	n.d.	n.d.	n.d.	4	gp	gz	dr	34	-	-	-	-	-	-	-	2.659,00	78,21	95	61																								
2000	Star Trek	2	n.d.	n.d.	n.d.	n.d.	4	gp	gz	dr	33	-	-	-	-	-	-	-	2.506,50	75,95	93	62																								
2001	Blue Eyes		n.d.	n.d.	n.d.	n.d.	6	gp	gz	dr	34	-	-	-	-	-	-	-	2.615,00	76,91	94	61																								
2002	Black Sun	2	semifinali	---	n.d.	n.d.	6	sd	gz	dr	30	52	15	7	8	62	48	+14	2.268,50	75,62	97	62,5																								
2003	Galaxy Express	2	quarti	---	n.d.	n.d.	8	sd	gz	dr	28	46	12	10	6	60	41	+19	2.109,50	75,34	88,5	58																								
2004	Delta Flyer	4	3'turno	---	n.d.	n.d.	8	sd	gz	dr	33	47	13	8	12	51	57	-6	2.370,50	71,83	84	61																								
2005	West Coast	2		finale	n.d.	n.d.	10	sd	gz	dr	36	56	15	11	10	59	51	+8	2.618,00	72,72	90	61,5																								
2006	Atlantis	3	finale	---	n.d.	n.d.	8	sd	gz	dr	28	45	14	3	11	39	41	-2	1.985,50	70,91	80,5	58,5																								
2007	Atlantis		gironi		n.d.	n.d.	8	sd	gz	dr	28	63	20	3	5	55	24	+31	2.048,50	73,16	83,5	62,5																								
2008	Atlantis	4	gironi	---	n.d.	n.d.	8	sd	gz	dr	28	45	12	9	7	41	35	+6	1.988,50	71,02	81	59																								
2009	Atlantis				n.d.	n.d.	8	sd	gz	dr	28	49	13	10	5	50	31	+19	2.026,00	72,36	88	63																								
2010	Atlantis	2	gironi	---	n.d.	n.d.	8	sd	gz	dr	28	48	15	3	10	50	41	+9	2.041,50	72,91	101	63,5																								
2011	Atlantis	3	finale	---	---	n.d.	8	sd	gz	dr	28	43	12	7	9	55	47	+8	2.054,50	73,38	84	58																								
2012	Atlantis	4	gironi	---		n.d.	8	sd	gz	dr	28	45	14	3	11	48	43	+5	2.021,50	72,20	93	60,5																								
2013	 Atlantis	3	quarti	---		n.d.	10	sd	gz	dr	27	47	14	5	8	48	26	+22	1.967,00	72,85	91	62																								
2014	 Atlantis	6	quarti	---	---	n.d.	10	sd	gz	dr	27	36	10	6	11	43	43	0	1.912,00	70,82	82,5	60																								
2015	 Atlantis					TEL: 2'fase	10	sd	gz	dr	27	51	16	3	8	42	32	+10	1.944,50	72,02	81,5	57,5	Twin / Europa	20	29	8	5	7	29	24	+5	1.414,0	70,70													
2016	 Atlantis	8	quarti	---	---	TCL: 1'fase	10	sd	gz	dr	27	28	7	7	13	37	49	-12	1.895,00	70,19	84,5	60,5	Twin / Champions	14	18	5	3	6	18	24	-6	980,5	70,04													
2017	 Atlantis	6	quarti	---	---	TEL: 2'fase	10	sd	gz	dr	27	39	10	9	8	41	37	+4	1.932,00	71,56	83,5	60,5	Twin / Europa	20	30	8	6	6	34	25	+9	1.443,5	72,18													
2018	 Atlantis	6	semifinali	---		TEL: 2'fase	10	sd	gz	as	27	34	9	7	11	53	48	+5	1.995,00	73,89	89	64	Twin / Europa	20	31	8	7	5	32	25	+7	1.419,0	70,95													
2019	 Atlantis	9	semifinali	---	---	TCL: 1'fase	12	sd	gz	as	33	40	10	10	13	47	51	-4	2.327,50	70,53	82,5	62	Twin / Champions	14	16	4	4	6	13	17	-4	961,5	68,68													
2020	 Atlantis	2	semifinali	---	---	---	12	sd	og	as	33	56	16	8	9	53	45	+8	2.373,62	71,93	83,14	62,40	---	-	-	-	-	-	-	-	-	-	-	-	-	-	-	-								
2021	 Atlantis					SIF Eur: ottavi	12	sd	og	dr	33	71	23	2	8	77	45	+32	2.478,28	75,10	87,08	58,46	SIF / Europa	10	27	9	0	1	23	9	+14	765,0	76,50													
											784	941	270	131	183	1011	835	+176	57.276,40	73,06	101	57,5															98	151	42	35	31	149	124	+25	6.983,5	71,26

Fondazione: 2004 | Stagioni: 12

ASF League
























Twinned's / SIF

Anno	Nome	ASF League	ASF Cup	ASF Supercup	ASF Trophy	Twinned's/SIF	Nr.	Tp	Vt	Me	G	PT	V	N	P	GF	GS	DR	SomPt	MedPt	MaxPt	MinPt	Competizione	G	PT	V	N	P	GF	GS	DR	SomPt	MedPt										
1996																																											
1997																																											
1998																																											
1999																																											
2000																																											
2001																																											
2002																																											
2003																																											
2004																																											
2005	Team Angle	3	semifinali	---	n.d.	n.d.	10	sd	gz	dr	36	56	15	11	10	52	42	+10	2.551,50	70,88	87	49																					
2006	Pro Vercelli FT	7 (B)	semifinali	---	n.d.	n.d.	8	sd	gz	dr	28	32	9	5	14	36	41	-5	1.945,50	69,48	80,5	54,5																					
2007	Extremists	6	semifinali	---	n.d.	n.d.	8	sd	gz	dr	28	35	10	5	13	33	42	-9	1.925,50	68,77	86	48																					
2008	Extremists	8 (B)	gironi	---	n.d.	n.d.	8	sd	gz	dr	28	15	4	3	21	19	54	-35	1.833,50	65,48	77,5	52																					
2009	Zeroundici	4	gironi	---	n.d.	n.d.	8	sd	gz	dr	28	47	14	5	9	48	36	+12	2.008,00	71,71	85	50																					
2010	Zeroundici	7 (B)	gironi	---	n.d.	n.d.	8	sd	gz	dr	28	26	7	5	16	23	35	-12	1.807,50	64,55	79,5	34																					
2011																																											
2012																																											
2013																																											
2014																																											
2015																																											
2016	 Golden St. Warriors		semifinali	finale	semifinali	TEL: sedicesimi	10	sd	gz	dr	27	51	14	9	4	47	27	+20	1.950,00	72,22	82,5	60,5	Twin / Europa	22	32	7	11	4	32	26	+6	1.566,0	71,18										
2017	 Golden St. Warriors	8	gironi	---	---	TCL: 1'fase	10	sd	gz	dr	27	38	11	5	11	35	38	-3	1.846,00	68,37	81	39	Twin / Champions	14	11	2	5	7	14	26	-12	919,5	65,68										
2018	 Golden St. Warriors	4	quarti	---	semifinali	TEL: sedicesimi	10	sd	gz	as	27	47	15	2	10	52	44	+8	1.979,50	73,32	90,5	56,5	Twin / Europa	22	37	10	7	5	40	29	+11	1.582,0	71,91										
2019	 Golden St. Warriors	3	quarti	---	---	TCL: 1'fase	12	sd	gz	as	33	50	13	11	9	52	46	+6	2.369,50	71,80	88,5	59,5	Twin / Champions	14	17	5	2	7	21	24	-3	998,0	71,29										
2020	 Golden St. Warriors		finale		semifinali	SIF Eur: quarti	12	sd	og	as	33	59	18	5	10	58	40	+18	2.416,42	73,23	93,92	64,33	SIF / Europa	12	21	6	3	3	23	15	+8	885,0	73,75										
2021	 Golden St. Warriors	10	quarti	---	---	SIF Cop: ottavi	12	sd	og	dr	33	35	11	2	20	42	61	-19	2.311,61	70,05	88,67	59,10	SIF / Coppe	10	17	5	2	3	15	13	+2	707,0	70,70										
											356	491	141	68	147	497	506	-9	24.944,53	70,07	93,92	34												94	135	35	30	29	145	133	+12	6.657,5	70,82

Fondazione: 2000 | Stagioni: 21

ASF League

Twinned's / SIF

















Anno	Nome	ASF League	ASF Cup	ASF Supercup	ASF Trophy	Twinned's/SIF	Nr.	Tp	Vt	Me	G	PT	V	N	P	GF	GS	DR	SomPt	MedPt	MaxPt	MinPt	Competizione	G	PT	V	N	P	GF	GS	DR	SomPt	MedPt									
1996																																										
1997																																										
1998																																										
1999																																										
2000																																										
2001	I.A.T.I.	4	n.d.	n.d.	n.d.	n.d.	6	gp	gz	dr	34	-	-	-	-	-	-	-	2.442,00	71,82	85	54																				
2002	Scorpion	3	gironi	---	n.d.	n.d.	6	sd	gz	dr	30	50	15	5	10	55	44	+11	2.209,50	73,65	94	59,5																				
2003	Augusta Taurinorum FC				n.d.	n.d.	8	sd	gz	dr	28	58	17	7	4	65	40	+25	2.158,50	77,09	94,5	68																				
2004	Augusta Taurinorum FC	2	finale	---	n.d.	n.d.	8	sd	gz	dr	33	60	18	6	9	80	52	+28	2.539,50	76,95	93,5	66																				
2005	Augusta FC	4	gironi	---	n.d.	n.d.	10	sd	gz	dr	36	55	16	7	13	56	55	+1	2.589,50	71,93	89,5	62																				
2006	Monumental FC	5			n.d.	n.d.	8	sd	gz	dr	28	39	11	6	11	42	43	-1	1.999,50	71,41	84	61																				
2007	Monumental FC	4		finale	n.d.	n.d.	8	sd	gz	dr	28	37	10	7	11	39	44	-5	1.979,50	70,70	84	60,5																				
2008	Monumental FC				n.d.	n.d.	8	sd	gz	dr	28	53	17	2	9	53	32	+21	2.047,50	73,13	89	59																				
2009	Monumental FC	5	gironi	---	n.d.	n.d.	8	sd	gz	dr	28	37	10	7	11	36	44	-8	1.973,00	70,46	82	59,5																				
2010	Monumental FC		semifinali		n.d.	n.d.	8	sd	gz	dr	28	50	14	8	6	47	31	+16	2.007,50	71,70	83	59																				
2011	Monumental FC	7 <i>(B)</i>	semifinali	---	---	n.d.	8	sd	gz	dr	28	26	5	11	12	28	40	-12	1.920,50	68,59	82	58,5																				
2012	Cantera FC		semifinali	finale	finale	n.d.	8	sd	gz	dr	28	57	18	3	7	52	28	+24	2.052,50	73,30	90	60																				
2013	 Cantera FC		quarti	finale	semifinali	n.d.	10	sd	gz	dr	27	56	17	5	5	39	20	+19	1.925,50	71,32	85	59																				
2014	 Cantera FC	2	finale	---		n.d.	10	sd	gz	dr	27	49	14	7	6	44	29	+15	1.933,50	71,61	90,5	55,5																				
2015	 Cantera FC	5	finale	finale	semifinali	TCL: 1'fase	10	sd	gz	dr	27	37	11	4	12	36	30	+6	1.877,50	69,54	80,5	55	Twin / Champions	14	17	4	5	5	14	17	-3	941,0	67,21									
2016	 Cantera FC	6	semifinali	---	finale	TEL: 2'fase	10	sd	gz	dr	27	39	11	6	10	37	34	+3	1.905,00	70,56	84,5	59	Twin / Europa	20	23	5	8	7	28	25	+3	1.393,5	69,68									
2017	 Cantera FC	3	quarti	---	semifinali	TEL: 2'fase	10	sd	gz	dr	27	40	11	7	9	50	47	+3	1.957,00	72,48	86,5	60,5	Twin / Europa	20	29	8	5	7	38	35	+3	1.461,5	73,08									
2018	 Cantera FC	3	finale	---	semifinali	TCL: 2'fase	10	sd	gz	as	27	47	14	5	8	54	42	+12	1.985,50	73,54	89	58	Twin / Champions	20	35	10	5	5	34	23	+11	1.427,5	71,38									
2019	 Cantera FC	12 <i>(B)</i>	finale	---	---	TCL: 1'fase	12	sd	gz	as	33	35	9	8	16	32	50	-18	2.237,00	67,79	84	59,5	Twin / Champions	14	12	2	6	6	8	19	-11	927,5	66,25									
2020	 Academy FC	11 <i>(B)</i>	gironi	---	---	---	12	sd	og	as	33	37	10	7	16	50	54	-4	2.364,71	71,66	89,06	63,12	---	-	-	-	-	-	-	-	-	-	-	-	-	-	-	-	-	-		
2021	 Olympic FC	9	semifinali	---	---	---	12	sd	og	dr	33	38	10	8	15	43	52	-9	2.316,14	70,19	86,01	58,05	---	-	-	-	-	-	-	-	-	-	-	-	-	-	-	-	-	-		
											618	900	258	126	200	938	811	+127	44.420,85	71,88	94,5	54		88	116	29	29	30	122	119	+3	6.151,0	69,90									



Fondazione: 2007 | Stagioni: 13

ASF League

Twinned's / SIF











Anno	Nome	ASF League	ASF Cup	ASF Supercup	ASF Trophy	Twinned's/SIF	Nr.	Tp	Vt	Me	G	PT	V	N	P	GF	GS	DR	SomPt	MedPt	MaxPt	MinPt	Competizione	G	PT	V	N	P	GF	GS	DR	SomPt	MedPt				
1996																																					
1997																																					
1998																																					
1999																																					
2000																																					
2001																																					
2002																																					
2003																																					
2004																																					
2005																																					
2006																																					
2007																																					
2008		Red Devils	2	gironi	---	n.d.	n.d.	8	sd	gz	dr	28	49	15	4	9	43	35	+8	1.996,00	71,29	85	58														
2009		Red Devils	3	semifinali	---	n.d.	n.d.	8	sd	gz	dr	28	47	15	2	11	52	49	+3	2.061,50	73,63	87	61														
2010		Red Devils	3	finale	---	n.d.	n.d.	8	sd	gz	dr	28	47	14	5	9	43	28	+15	1.992,50	71,16	84,5	56,5														
2011		Red Devils	8 <i>(B)</i>	gironi	---	---	n.d.	8	sd	gz	dr	28	23	6	5	17	27	43	-16	1.915,50	68,41	79,5	58														
2012		Amnesia	8 <i>(B)</i>	finale	---	---	n.d.	8	sd	gz	dr	28	22	6	4	18	26	54	-28	1.905,50	68,05	79	57,5														
2013		Furie Rosse	2	semifinali	---	semifinali	n.d.	10	sd	gz	dr	27	49	13	10	4	41	30	+11	1.928,50	71,43	82	60,5														
2014		Furie Rosse	3	quarti	---	semifinali	n.d.	10	sd	gz	dr	27	48	15	3	9	46	29	+17	1.944,00	72,00	91	56														
2015		Furie Rosse	9 <i>(B)</i>	gironi	---	---	TEL: 1'fase	10	sd	gz	dr	27	28	6	10	11	27	38	-11	1.830,50	67,80	78	54	Twin / Europa	14	11	2	5	7	13	21	-8	945,0	67,50			
2016		Lions of England	5	finale	---	---	TEL: 1'fase	10	sd	gz	dr	27	40	11	7	9	39	33	+6	1.901,50	70,43	84	62	Twin / Europa	14	13	3	4	7	13	20	-7	947,5	67,68			
2017		Lions of England	10 <i>(B)</i>	quarti	---	---	TEL: 1'fase	10	sd	gz	dr	27	21	5	6	16	34	59	-25	1.883,00	69,74	98	56	Twin / Europa	14	18	5	3	6	22	24	-2	992,0	70,86			
2018																																					
2019		Gazza	11 <i>(B)</i>			semifinali	TEL: 2'fase	12	sd	gz	as	33	36	9	9	15	35	49	-14	2.271,50	68,83	81	58,5	Twin / Europa	20	26	7	5	8	25	31	-6	1.393,5	69,68			
2020		Gazza	7	quarti	---		SIF Cop: sedicesimi	12	sd	og	as	33	48	13	9	11	54	48	+6	2.374,41	71,95	87,98	57,53	SIF / Coppe	8	8	2	2	4	13	15	-2	577,5	72,19			
2021		Gazza	12 <i>(B)</i>	gironi	---	---	---	12	sd	og	dr	33	35	11	2	20	36	64	-28	2.253,39	68,28	78,33	42,88	---	-	-	-	-	-	-	-	-	-	-	-	-	
												374	493	139	76	159	503	560	-57	26.257,80	70,21	98	42,88		70	76	19	19	32	86	111	-25	4.855,5	69,36			



Fondazione: 2010 | Stagioni: 7

ASF League

Twinned's / SIF

Anno	Nome	ASF League	ASF Cup	ASF Supercup	ASF Trophy	Twinned's/SIF	Nr.	Tp	Vt	Me	G	PT	V	N	P	GF	GS	DR	SomPt	MedPt	MaxPt	MinPt	Competizione	G	PT	V	N	P	GF	GS	DR	SomPt	MedPt					
1996																																						
1997																																						
1998																																						
1999																																						
2000																																						
2001																																						
2002																																						
2003																																						
2004																																						
2005																																						
2006																																						
2007																																						
2008																																						
2009																																						
2010																																						
2011	The Etrurians	4			---	n.d.	8	sd	gz	dr	28	43	12	7	9	51	42	+9	2.029,50	72,48	91,5	63																
2012	The Etrurians	6	gironi	---	---	n.d.	8	sd	gz	dr	28	32	8	8	12	39	39	0	1.977,00	70,61	81,5	61																
2013	 The Etrurians	6	quarti	---	---	n.d.	10	sd	gz	dr	27	34	9	7	11	29	32	-3	1.853,00	68,63	84	54																
2014	 The Etrurians	5	quarti	---	semifinali	n.d.	10	sd	gz	dr	27	37	10	7	10	32	35	-3	1.874,50	69,43	82	59																
2015	 The Etrurians	10 (B)	quarti	---	---	TEL: 1ª fase	10	sd	gz	dr	27	24	6	6	15	16	30	-14	1.745,00	64,63	76,5	54,5	Twin / Europa	14	16	3	7	4	12	12	0	953,5	70,70					
2016	 I Lupi di Gubbio	2				TEL: finale	10	sd	gz	dr	27	50	14	8	5	55	35	+20	2.010,00	74,44	86,5	61,5	Twin / Europa	29	49	13	10	6	57	41	+16	2.128,5	70,04					
2017	 I Lupi di Gubbio	7	semifinali	---	---	TCL: sedicesimi	10	sd	gz	dr	27	38	11	5	11	39	47	-8	1.926,00	71,33	86,5	58,5	Twin / Champions	22	31	9	4	9	36	36	0	1.584,0	72,00					
2018																																						
2019																																						
2020																																						
2021																																						
											191	258	70	48	73	261	260	+1	13.415,00	70,24	91,5	54																

191 258 70 48 73 261 260 +1 13.415,00 70,24 91,5 54 65 96 25 21 19 105 89 +16 4.666,0 71,26



Fondazione: 2018 | Stagioni: 3

ASF League

Twinned's / SIF

Anno	Nome	ASF League	ASF Cup	ASF Supercup	ASF Trophy	Twinned's/SIF	Nr. Tp	Vt	Me	G	PT	V	N	P	GF	GS	DR	SomPt	MedPt	MaxPt	MinPt	Competizione	G	PT	V	N	P	GF	GS	DR	SomPt	MedPt
------	------	------------	---------	--------------	------------	---------------	--------	----	----	---	----	---	---	---	----	----	----	-------	-------	-------	-------	--------------	---	----	---	---	---	----	----	----	-------	-------

1996

1997

1998

1999

2000

2001

2002

2003

2004

2005

2006

2007

2008

2009

2010

2011

2012

2013






2014

2015

2016

2017























2018

2019	 Balbys FC	8	gironi	---	---	TEL: 1'fase	12	sd	gz	as	33	44	13	5	15	42	54	-12	2.306,00	69,88	91	55	Twin / Europa	14	14	4	2	8	18	26	-8	978,5	69,89			
2020	 Balbys FC	5		finale	---	---	12	sd	og	as	33	51	14	9	10	49	42	+7	2.350,51	71,23	79,26	57,38	---	-	-	-	-	-	-	-	-	-	-			
2021	 Balbys FC	2	quarti	---	finale	SIF Cop: 	12	sd	og	dr	33	67	21	4	8	76	40	+36	2.507,09	75,97	92,37	59,47	SIF / Coppe	13	24	6	6	1	30	21	+9	984,0	75,69			
											99	162	48	18	33	167	136	+31	7.163,60	72,36	92,37	57,38					27	38	10	8	9	48	47	+1	1.962,5	72,69

Fondazione: 2004 | Stagioni: 17

ASF League

Twinned's / SIF

Anno	Nome	ASF League	ASF Cup	ASF Supercup	ASF Trophy	Twinned's/SIF	Nr.	Tp	Vt	Me	G	PT	V	N	P	GF	GS	DR	SomPt	MedPt	MaxPt	MinPt	Competizione	G	PT	V	N	P	GF	GS	DR	SomPt	MedPt						
1996																																							
1997																																							
1998																																							
1999																																							
2000																																							
2001																																							
2002																																							
2003																																							
2004																																							
2005		6	gironi	---	n.d.	n.d.	10	sd	gz	dr	36	53	15	8	13	60	52	+8	2.614,50	72,63	82,5	53																	
2006			gironi	finale	n.d.	n.d.	8	sd	gz	dr	28	46	14	4	10	44	32	+12	2.006,50	71,66	90,5	52,5																	
2007		2	gironi	---	n.d.	n.d.	8	sd	gz	dr	28	44	13	5	10	41	39	+2	1.965,50	70,20	84,5	51,5																	
2008		5	gironi	---	n.d.	n.d.	8	sd	gz	dr	28	41	10	11	7	41	37	+4	1.970,00	70,36	85	54																	
2009		6	finale	finale	n.d.	n.d.	8	sd	gz	dr	28	32	9	5	14	34	46	-12	1.945,00	69,46	86,5	59,5																	
2010		6	semifinali	---	n.d.	n.d.	8	sd	gz	dr	28	41	12	5	11	33	31	+2	1.936,50	69,16	86	53,5																	
2011		5	gironi	---		n.d.	8	sd	gz	dr	28	37	10	7	11	35	36	-1	1.940,00	69,29	94,5	58,5																	
2012		5	semifinali	---	---	n.d.	8	sd	gz	dr	28	37	11	4	13	36	44	-8	1.930,50	68,95	79,5	43																	
2013		8	quarti	---	---	n.d.	10	sd	gz	dr	27	32	9	5	13	25	29	-4	1.811,50	67,09	77,5	58																	
2014		8		finale	---	n.d.	10	sd	gz	dr	27	31	8	7	12	34	42	-8	1.880,00	69,63	80	61																	
2015		4	quarti	---	finale	TEL: 	10	sd	gz	dr	27	40	11	7	9	37	32	+5	1.888,00	69,93	82	55	Twin / Europa	29	57	17	6	6	50	27	+23	2.070,0	71,38						
2016		9 <i>(B)</i>	gironi	---	---	TCL: 1'fase	10	sd	gz	dr	27	23	5	8	14	26	44	-18	1.813,00	67,15	88	52,5	Twin / Champions	14	13	3	4	7	11	13	-2	928,5	66,32						
2017		9 <i>(B)</i>	quarti	---	---	TEL: sedicesimi	10	sd	gz	dr	27	30	7	9	11	38	49	-11	1.899,00	70,33	89	58,5	Twin / Europa	22	31	8	7	7	35	29	+6	1.561,0	70,95						
2018		5		finale	---	TEL: sedicesimi	10	sd	gz	as	27	43	13	4	10	44	39	+5	1.942,00	71,93	83,5	59	Twin / Europa	22	35	10	5	7	41	37	+4	1.598,5	72,66						
2019		4	gironi	---	semifinali	TCL: sedicesimi	12	sd	gz	as	33	48	13	9	11	49	50	-1	2.335,50	70,77	82	60,5	Twin / Champions	22	28	8	4	10	27	39	-12	1.548,5	70,39						
2020		6	quarti	---	finale	SIF Eur: sedicesimi	12	sd	og	as	33	49	13	10	10	55	46	+9	2.387,33	72,34	88,14	61,03	SIF / Europa	10	18	5	3	2	20	14	+6	743,5	74,35						
2021		3	gironi	---	semifinali	SIF Eur: preliminari	12	sd	og	dr	33	59	17	8	8	59	42	+17	2.389,70	72,42	93,18	64,39	SIF / Europa	2	0	0	0	2	2	4	-2	139,5	69,75						
											493	686	190	116	187	692	690	+2	34.654,53	70,29	94,5	43		121	182	51	29	41	186	163	+23	8.589,5	70,99						